

Spare-part-list as per Drawing

Part No.	Piece	Part Description	Part No.	Piece	Part Description
1	1	Stop	51	1	Flange bearing
2	1	Latch	54	1	Pull-spring
3	1	Latch pivot	55	1	Self-aligning bearing
4	1	Fork casting	56	1	Bearing housing
5	1	Ring guide	57	2	Connecting arm
6	1	Pull-spring	58	1	Lever
7	1	Dough ring	59	1	Push bolt
8	1	Spring stud	60	1	Connecting rod
9	2	Hood	61	1	Switch axle
10	1	Cutting arm	62	1	Oil sight glass
11	1	Bearing cover	63	1	Felt ring
12	1	Bolt	64	1	Bolt
13	1	Counter weight	66	1	Plastik-Molding disc plate
14	1	Latch bow	67	1	Pin
15	1	Bearing cover	68	4	Screw
16	1	Adjusting screw	69	1	Knob
17	1	Angle arm bolt	70	3	V-belt
18	1	Pin	71	1	Motor
19	2	Connecting bar	73	1	Sleeve
20	1	Bolt	74	1	Knife head
21	1	Snap ring	75	4	Spring guide
22	1	Bolt	76	1	End stop
24	1	Flange	77	1	Counter nut
25	1	Pressure piston	78	1	Pull-spring
26	2	Screw	79	1	Spring-stud
27	1	Bridge	80	2	Guide
28	1	Gear segment	81	2	Hook screw
29	1	Gear bar	82	1	Cross piece
30	1	Pressure arm	83	2	Guide screw
31	1	Segment bolt	84	1	Vertical guide casting
32	1	Adjusting screw	85	1	Flange bushing
33	1	Pull-spring	86	1	Housing
34	1	Support screw	87	1	Spring bolt
35	2	Pillow block	88	1	Counter nut
36	2	Disconnect bolt	89	1	Support
37	1	Adjusting screw	90	1	Bearing cover
38	1	Roller bearing	91	1	Stop
39	1	Angle lift	92	1	Motor support
40	1	Bushing	93	1	Adjusting screw
41	1	Flange bearing	94	2	Lock nut
42	1	Pressure plate	95	1	Bolt
43	2	Ball bearing	96	1	Pivot block
44	1	Felt seal cover	97	2	Counter nut
45	1	V-belt pulley	98	4	Screw
46	1	V-belt pulley	99	6	Screw
47	1	Collar	100	4	Screw
48	1	Gate	101	1	Washer
49	1	Gate bearing	102	1	Screw
50	1	Molding lever			

Abb. 1

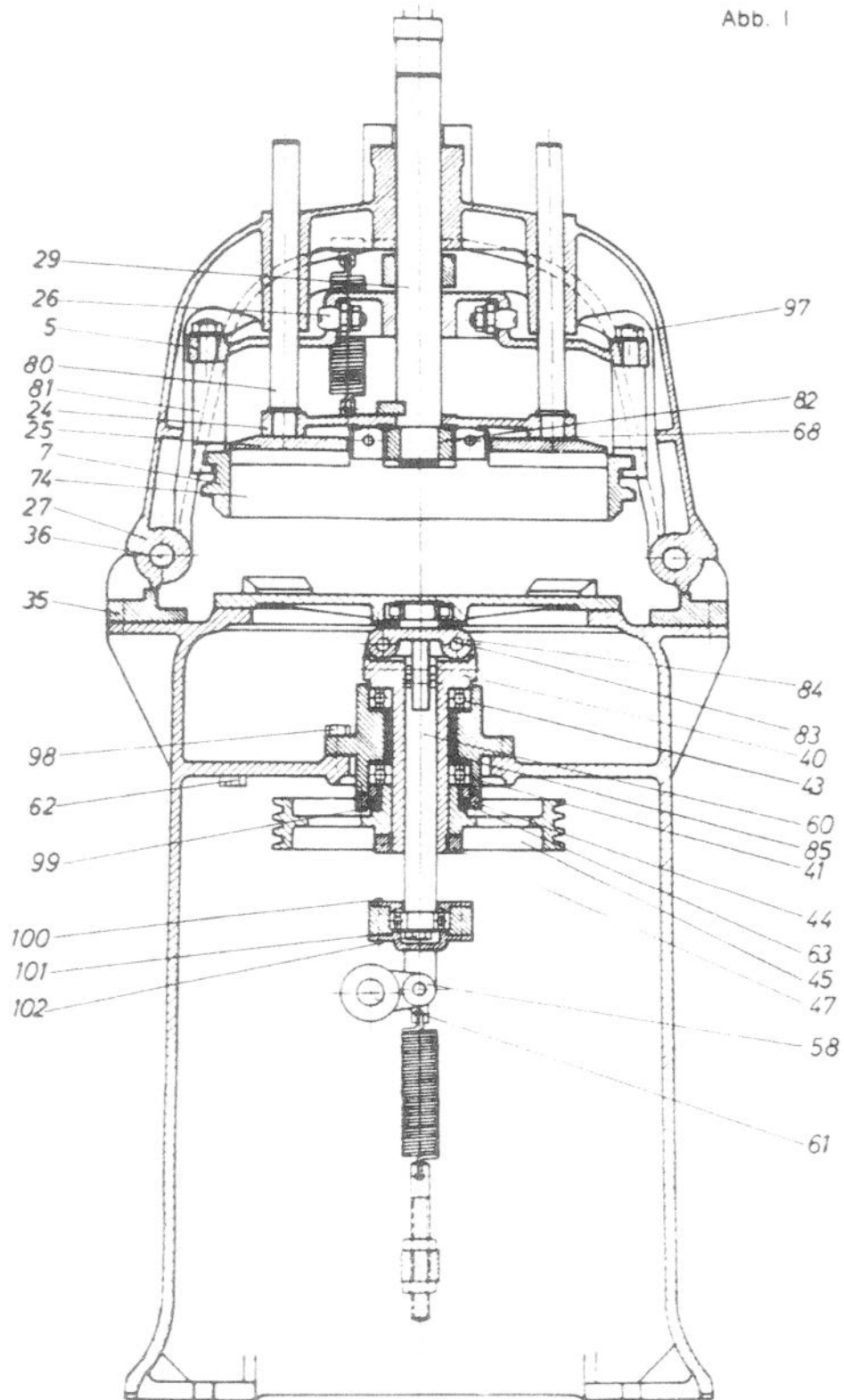


Abb. II

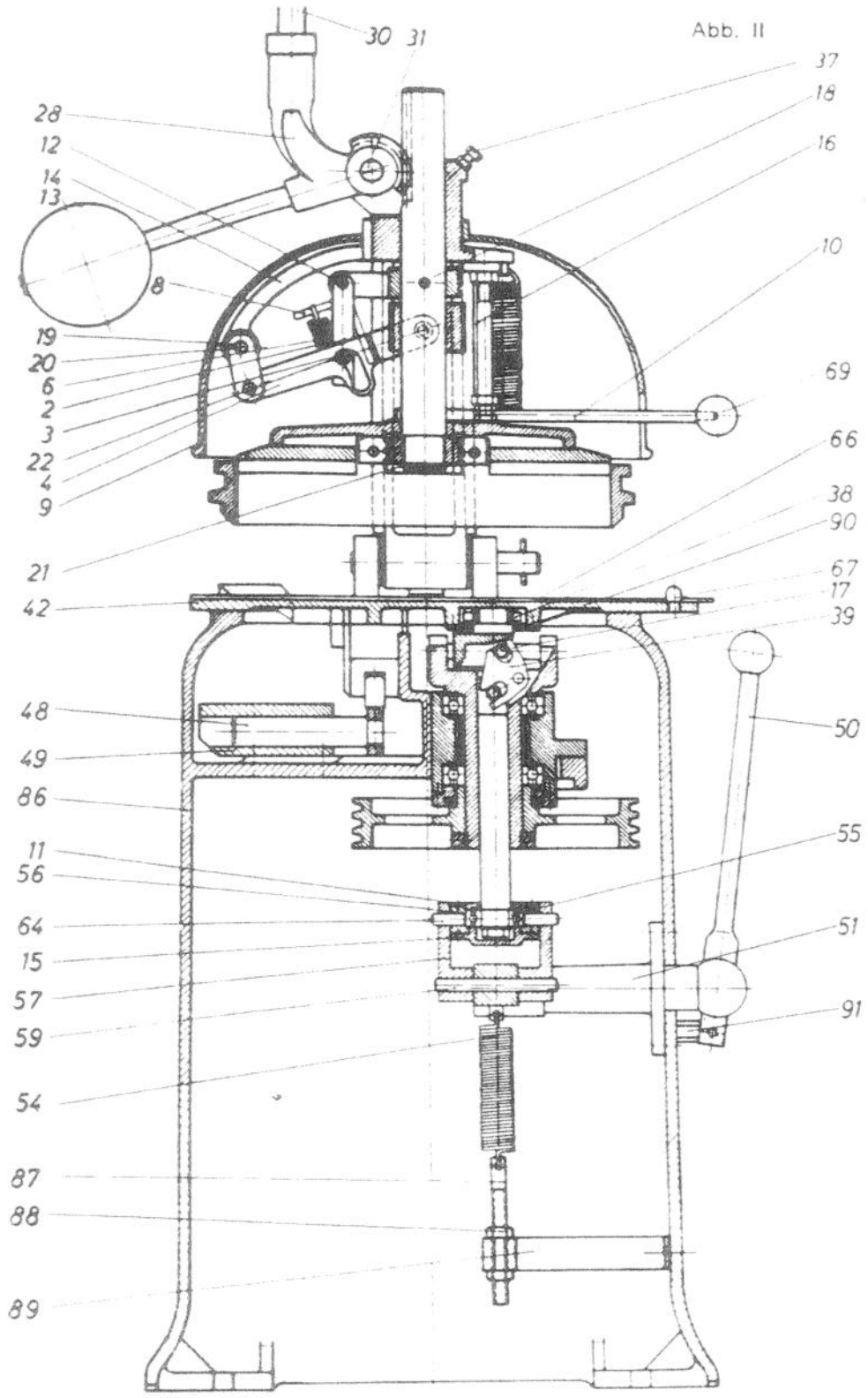


Abb. III

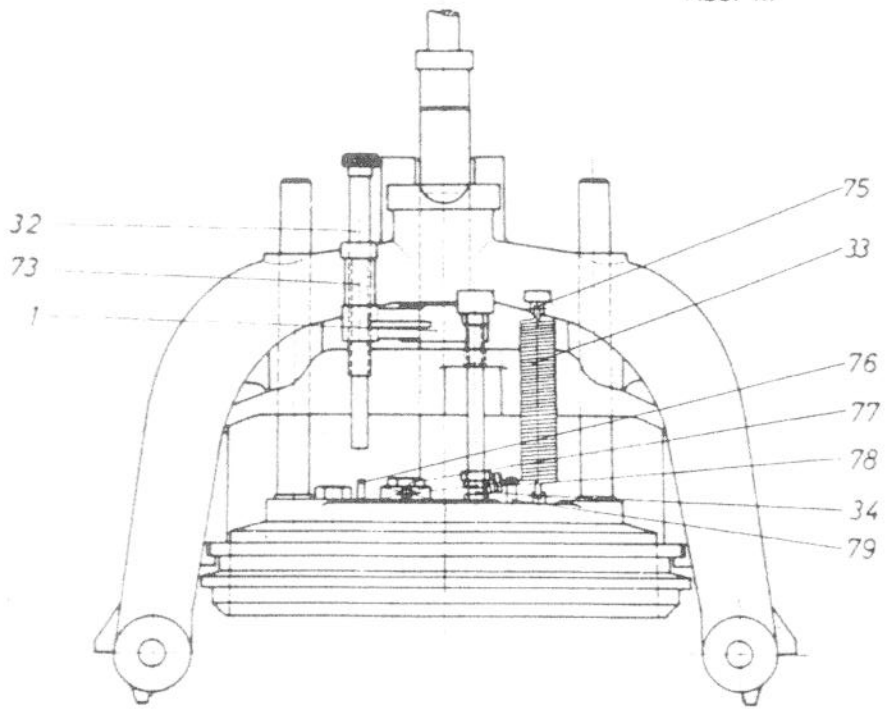


Abb. IV

