

HYDRAULIC EXCAVATOR

Takeuchi™

From World First to World Leader

TB2150



Operating Weight: 15,095 kg

Product Features & Specifications

ENGINE

- EU Stage IV / EPA Tier 4 Emission Compliant
- DOC+SCR Exhaust After Treatment
- Automatic Fuel Bleed System
- Double Element, Air Cleaner
- Auto Deceleration
- Working Modes: Power and High Altitude
- Fuel Supply Pump
- High Capacity Fuel Filters
- Hydraulic Fan Drive for Radiator
- V-rib Belt with Automatic Tensioner

ELECTRICAL

- 7" Multi-Informational Display
- Rear View Camera
- Sealed Rocker Switches
- Beacon Socket and Lamp Switch
- Hour Meter
- LED Cab Front Lights
- Side Lights
- LED Boom Light
- Travel Alarm
- Horn
- Additional LED Boom Light (optional)
- LED Cab Rear Light (optional)

OPERATOR'S STATION

- Cab with Air Conditioner, Windshield Wiper and Washer, Skylight with Sunshade, Rain Guard, AM / FM / MP3 Radio, 12V / 24V Power Outlet
- ROPS / OPG Level 2 Protection
- Roof Guard Kit
- Deluxe High Back Seat
- 2" Retractable Seat Belt
- Tool Box
- Air Suspension Seat with Heat (optional)
- Front Guard (optional)

WORKING EQUIPMENT

- Independent Mono Boom Swing
- Cushioned Boom and Arm Cylinders
- Two Boom Cylinders
- Standard Arm - 2,320 mm
- Arm and Boom Holding Valve with Lift Alarm
- Pattern Change Valve (ISO or G) (optional)
- Long Arm - 2,570 mm (optional)

HYDRAULIC

- Variable Displacement, Open Center Hydraulics
- Hydraulic Joystick Controls
- Proportional Control for Service Port 1
- High Flow for Service Port 1 (optional)
- Proportional Control for Service Port 2
- Quick Hitch for Service Port 3
- Proportional Control for Service Port 4 (optional)
- Adjustable Auxiliary Flow for Service Port 1, 2, and 4
- Pressure Adjustment for Service Port 1, 2, and 4 (optional)
- Auto Pressure Release (optional)
- Hydraulic Selector Valve (1 - Way / 2 - Way)
- Pilot Accumulator
- Air Breather, Hydraulic Tank
- Auto Tank (optional)

UNDERCARRIAGE AND FRAME

- Triple Flanged Track Rollers
- 2-Speed Travel with Automatic Shift
- High Torque Planetary Final Drive
- Dozer Blade with Float (optional)
- Wraparound Counterweight
- Heavy Counterweight (optional)
- Rubber Tracks
- Steel Tracks (500W / 600W / 700W) (optional)
- Segmental Rubber Crawlers (optional)
- Rubber Pads for 500W Steel Tracks (optional)



LCD Display



Automotive Styled Interior

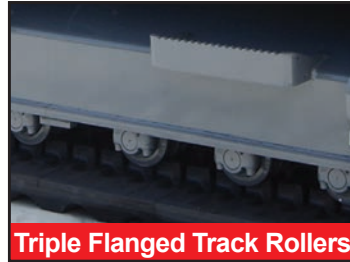
TOUGH, POWERFUL, RELIABLE



Large Floor with Foot Rest



Wraparound Counterweight



Triple Flanged Track Rollers



LED Work Lights

The new TB2150 hydraulic excavator is the largest excavator in the Takeuchi lineup, delivering greater functionality, performance, comfort, and serviceability.

A completely redesigned operator's station features a large, intuitive multi-information color monitor, deluxe high back air suspension seat with heat (option) for greater comfort, multi-function switch bank, and automatic climate control to keep the operator comfortable throughout the year.

The pivot boom configuration is unique and it allows the TB2150 to function like our smaller excavators. A standard rubber tracks enable the TB2150 to work on a wide range of surfaces.

Additional features include up to four auxiliary hydraulic circuits (option) for greater attachment versatility, boom and arm holding valves for added protection, and a large wrap around counterweight for stability.



Large lockable service hood provide vandalism protection and outstanding maintenance access.

OPERATING PERFORMANCE

Operating Weight	15,095 kg
Bucket Capacity (Heaped)	0.45 m ³
Slew Speed	10.8 min ⁻¹
Travel Speed	
1st	3.1 km/h
2nd	5.5 km/h
Gradeability	35 ⁰
Ground Pressure	47.1 kPa
Maximum Bucket Breakout Force	98.7 kN
Maximum Arm Digging Force	64.9 kN
Traction Force	145 kN

ENGINE

Model	DEUTZ TCD3.6L4
Rated Output (ISO 14396)	85 kW/2000 min ⁻¹
Maximum Torque	460 Nm/1600 min ⁻¹
Displacement	3,621 ml
Alternator	28 V-2.24 kW
Battery (IEC 60095-1)	12 V - 90A/h x 2

FLUID CAPACITIES

Engine Lubrication	10 L
Cooling System	20 L
Fuel Tank Capacity	278 L
Hydraulic Reservoir Capacity	107 L
Hydraulic System Capacity	160 L

SAFETY and HEALTH

Vibration Levels


Hand / Arm	$\leq 2.5 \text{ m/s}^2$ (8.2 ft/s ²)
Body	$\leq 0.5 \text{ m/s}^2$ (1.64 ft/s ²)

Noise Level

Sound Power Level	Lwa 98 dB
-------------------	-----------

HYDRAULIC SYSTEM

P1, P2	Travel, Boom, Arm, Slew, Bucket, 1st Aux
Flow Rate	112 L/min
Relief Pressure	34.3 MPa
P3	Pilot
Flow Rate	20 L/min
Relief Pressure	3.9 MPa
P4	Blade, 2nd Aux, 3rd Aux
Flow Rate	54.8 L/min
Relief Pressure	23.6 MPa
Service Port 1	
Flow Rate	112 L/min
Flow Rate - High Flow	224 L/min
Hydraulic Pressure	24.5 MPa
Service Port 2	
Flow Rate	54.8 L/min
Hydraulic Pressure	23.6 MPa
Service Port 3	
Flow Rate	20 L/min
Hydraulic Pressure	3.9 / 21.0 MPa
Service Port 4	
Flow Rate	54.8 L/min
Hydraulic Pressure	23.6 MPa



Rear View Camera



Multi-Function Switch Bank

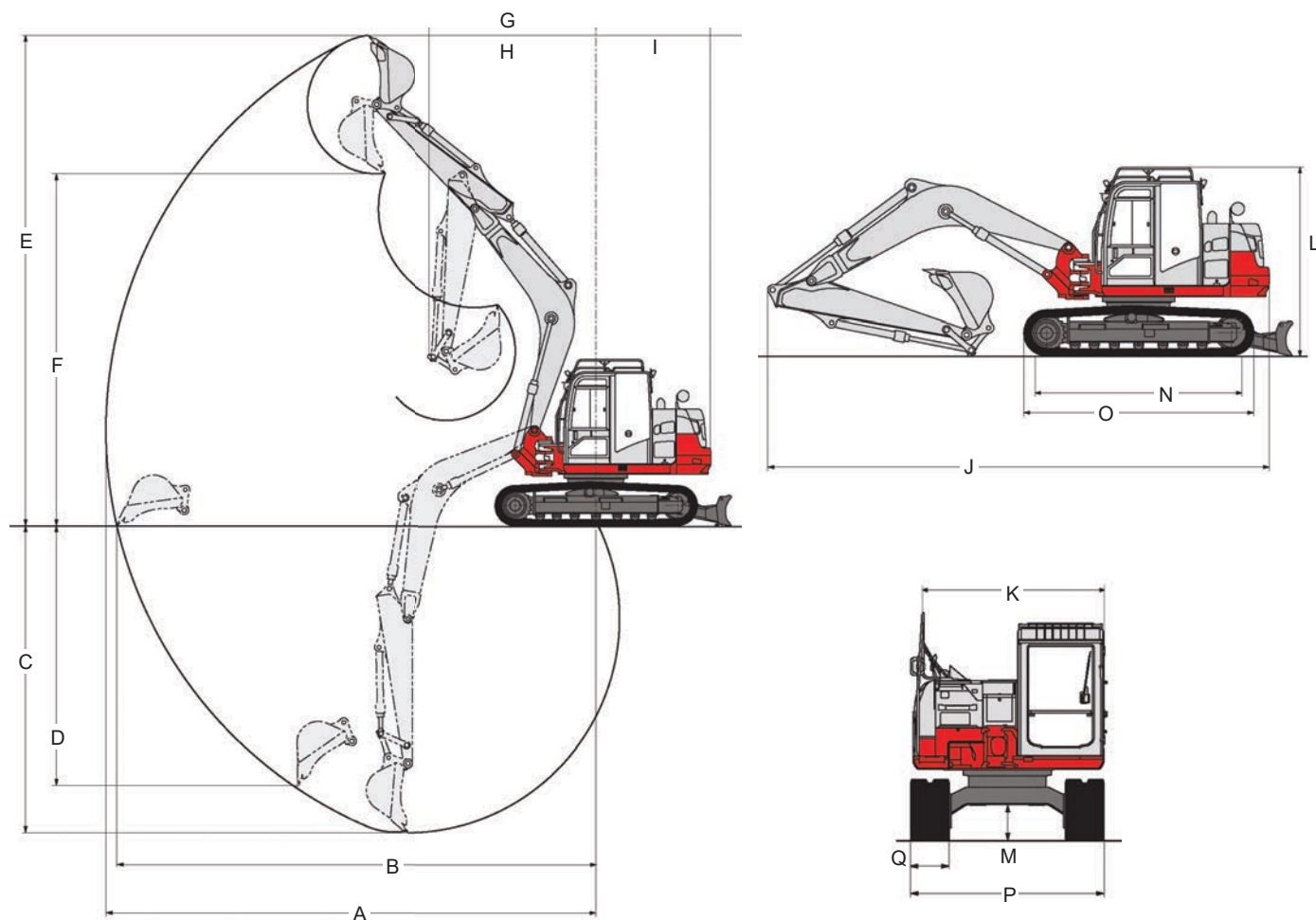


Hydraulic Fan Drive for Radiator



Dozer Blade with Float

TB2150 Compact Excavator



MACHINE DIMENSIONS	STANDARD ARM	LONG ARM
A Maximum Reach	8,520 mm	8,760 mm
B Maximum Reach at Ground Level	8,320 mm	8,565 mm
C Maximum Digging Depth	5,195 mm	5,445 mm
D Maximum Vertical Digging Depth	4,365 mm	4,605 mm
E Maximum Height of Cutting Edge	8,520 mm	8,700 mm
F Maximum Dumping Height	6,070 mm	6,250 mm
G Front Swing Radius	2,965 mm	3,015 mm
H Front Swing Radius with Boom Offset	2,360 mm	2,405 mm
I Slew Radius	2,000 mm	2,000 mm
I' Slew Radius with Extra Weight	2,050 mm	2,050 mm
J Overall Length	7,770 mm	7,805 mm
J' Overall Length with Extra Weight	7,820 mm	7,855 mm
K Upper Structure Overall Width	2,500 mm	2,500 mm
L Overall Height	2,960 mm	2,960 mm
M Ground Clearance	475 mm	475 mm
N Crawler Base	2,895 mm	2,895 mm
O Crawler Overall Length	3,615 mm	3,615 mm
P Crawler Overall Width	2,490 mm	2,490 mm
Q Crawler Shoe Width	500 mm	500 mm



© 2016 Takeuchi MFG. Co., Ltd. All Rights Reserved. In accordance with our established policy of continued improvement, specifications and features are subject to change without notice. Pictures may show options other than standard equipment.

FORM: TB2150 Compact Excavator Spec Sheet - Jan. 2017

Takeuchi™
From world first to world leader